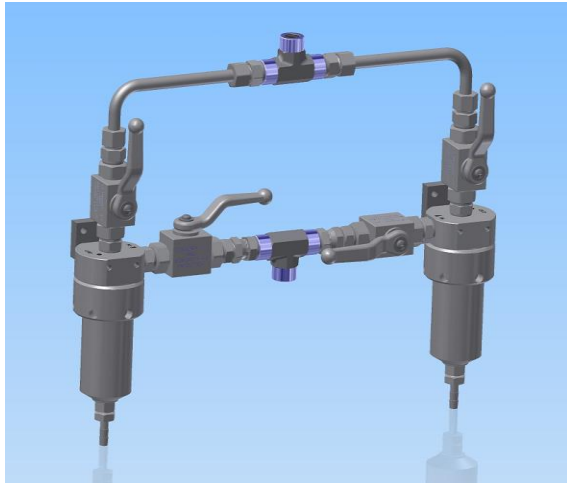
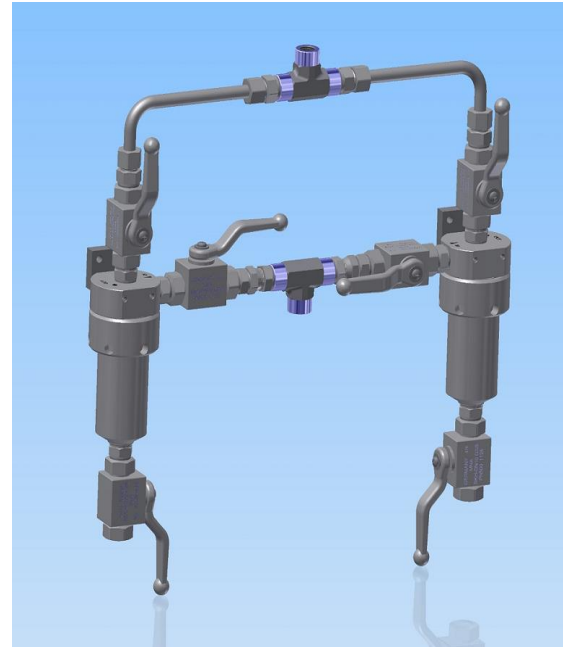


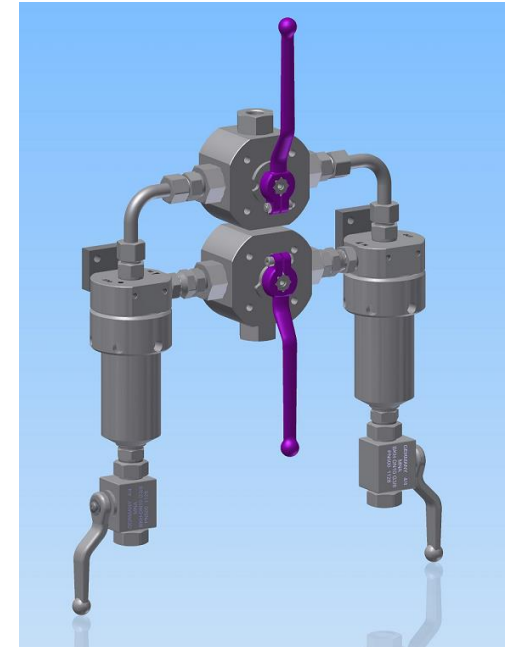
## Overview of the ready to use versions of Twin-Filter PN 400



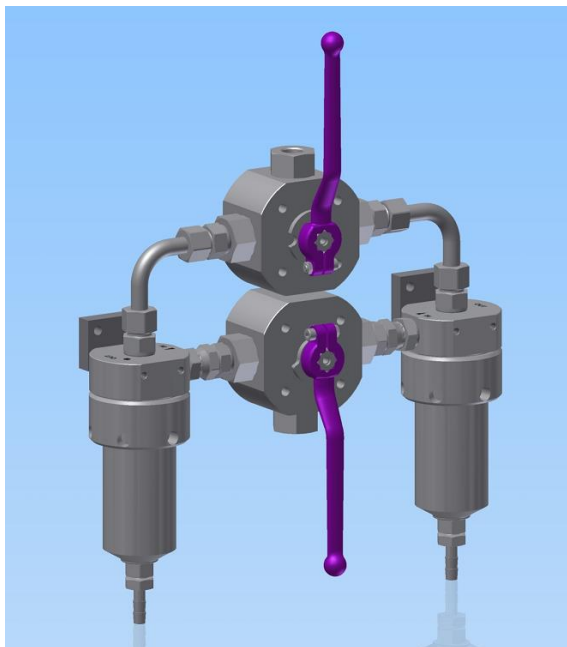
left:  
Twin -Filter PN 400 with  
single ball valves and  
draining screw SS  
15005 900011



above:  
Twin -Filter PN 400 with single ball valves and  
draining ball valves SS  
15005 900012



above:  
Twin -Filter PN 400 with 2/2-ways valves  
and draining ball valves SS  
15005 900022



left:  
Twin -Filter PN 400 with  
3/2-ways valves and  
draining screw SS  
15005 900021

The usage of Twin-Filters is always recommended, when servicing a filter element shall not cause an interruption of production. As draining device for pressure relief before opening the filter housing you can choose between the very compact draining screw or a standard 3/8" stainless steel ball valve. The version built with single ball valves needs some more mounting space, but it is more cost effective, whereas the version with 3/2-ways ball valves takes rather little space. Switching between the filters is done in just 2 steps.