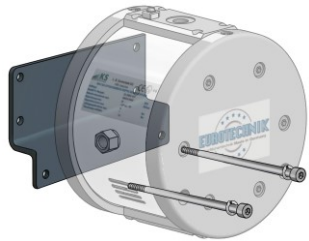



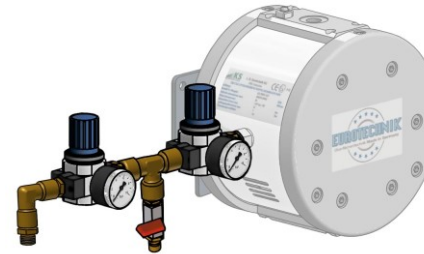
## Overview of pump mounting options for pneumatic Diaphragm Pump KS20850



KS20850 with wall mount bracket



KS20850 with pneumatic connection unit single



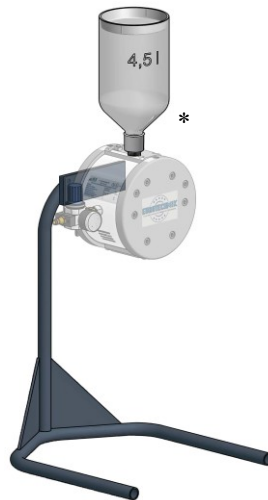
KS20850 with pneumatic connection unit dual



KS20850 with swiveling 4,5 liter container



KS20850 with suction pipe without check valve on stand



KS20850 with 4,5 liter upper container on stand



KS20850 with 4,5 liter upper container on trolley



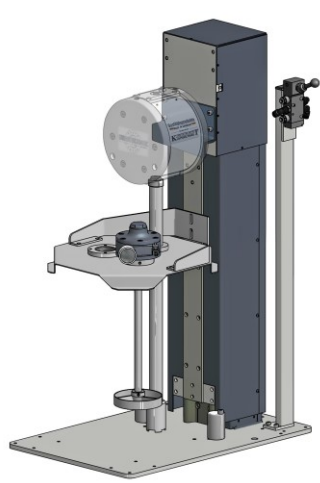
KS20850 with suction system Hobbock on trolley



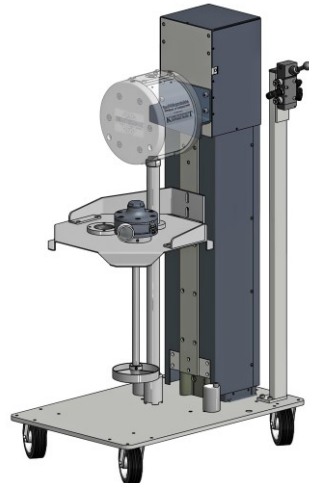
KS20850 with suction pipe with check valve on pump truck

*\* Diaphragm pump must be mounted rotated!*

## Overview of pump mounting options for pneumatic Diaphragm Pump KS20850

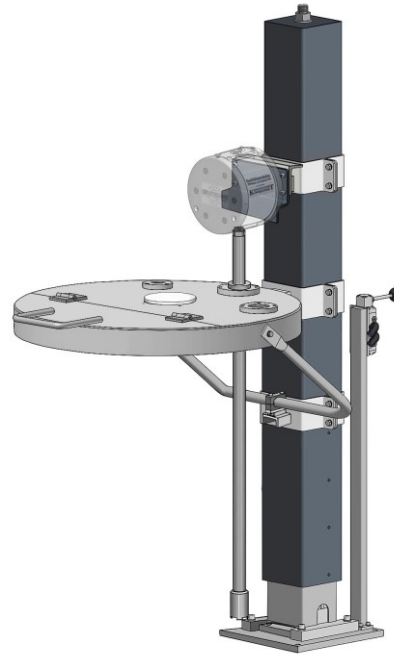


stationary version




mobile version


KS20850 with octagon lid; agitator and suction pipe with  
check valve on 30 liter Pneumatic lift



\*hinged lid



\* closed lid



\*octagon lid

KS20850 with \*, suction pipe with check valve on 200 liter Pneumatic lift